

# Informations *Rapides*

29 août 2014 - n° 198



## ■ Dwellings maintenance and improvement work price index - Second quarter 2014

### In the second quarter of 2014, dwellings maintenance and improvement work price index increased by 0.1%

In the second quarter of 2014, dwellings maintenance and improvement work price index (IPEA) increased smoothly by 0.1%, after an increase by +0.3% in previous quarter. Over a year, IPEA rose by 1.0%, while "maintenance and improvement cost index" (BT50) remained stable this quarter and over a year.

Prices increased in the second quarter in *masonry works and building structural works* (+0.3%), *wood and PVC joinery works* (+0.3%), *painting and floor and wall covering* (0.2%), *plastering* (+0.2%) and *metal joinery* (+0.1%).

Prices are flat in *heat and air-conditioning installation*, *plumbing* and *electricity*.

However, prices declined in *roofing activities* (-0.3%).

#### Dwellings maintenance and improvement price and cost index (IPEA et BT50)

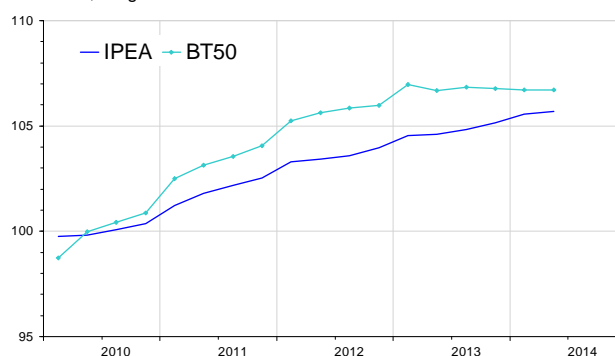
Raw data, weights and reference 100 in 2010

|   | Weights      | 2014Q2       | Change (%)   |              |
|---|--------------|--------------|--------------|--------------|
|   |              |              | Q/Q-1        | Q/Q-4        |
| <b>IPEA</b>                                 | <b>1 000</b> | <b>105.7</b> | <b>+ 0.1</b> | <b>+ 1.0</b> |
| Masonry works and building structural works | 169          | 104.3        | + 0.3        | + 1.7        |
| Painting and floor and wall covering        | 169          | 103.3        | + 0.2        | + 0.8        |
| Wood and PVC joinery works                  | 155          | 108.0        | + 0.3        | + 1.1        |
| heat and air-conditioning installation      | 107          | 107.5        | 0.0          | + 0.5        |
| Plumbing                                    | 101          | 110.0        | 0.0          | + 1.2        |
| Roofing activities                          | 94           | 104.9        | - 0.3        | + 0.4        |
| Electrical installation                     | 92           | 104.2        | 0.0          | + 1.3        |
| Metal joinery works and ironwork            | 63           | 106.8        | + 0.1        | + 0.5        |
| Plastering                                  | 50           | 101.6        | + 0.2        | + 1.5        |
| <b>BT 50</b>                                | <b>1 000</b> | <b>106.7</b> | <b>0.0</b>   | <b>+ 0.0</b> |

Sources: Insee, Ministry of Ecology

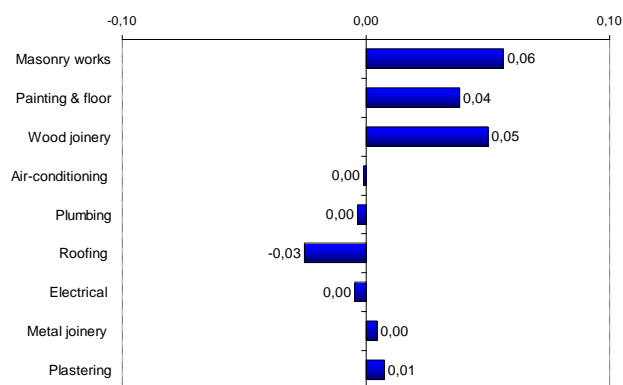
#### Dwellings maintenance and improvement price and cost index (IPEA et BT50)

Raw data, weights and reference 100 in 2010



Sources: Insee, Ministry of Ecology

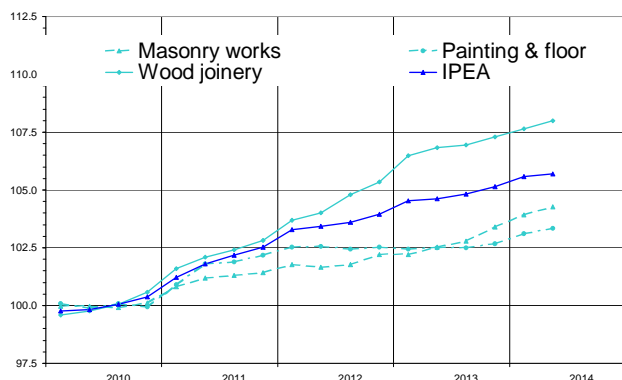
#### Quarterly contributions in dwellings maintenance and improvement price indexes (%)



Source: Insee

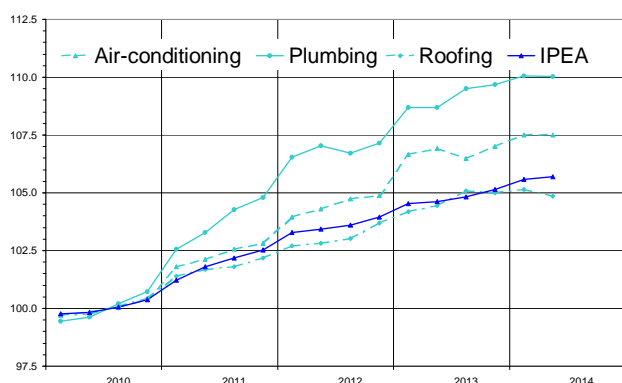
Reading note: The contributions of the nine work families are calculated from change and the weight of each index. Their sum shows the evolution of the total IPEA (+0.1%).

### Changes in main dwellings maintenance and improvement price indexes



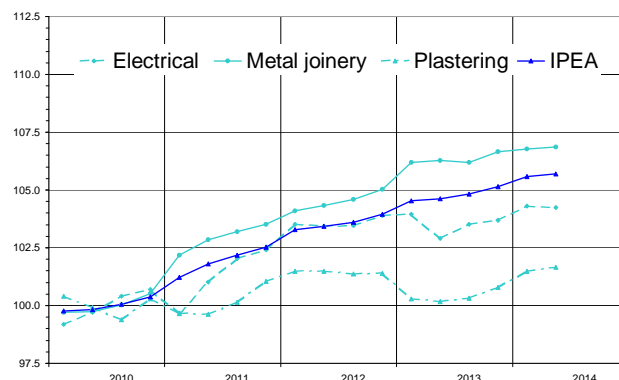
Sources: Insee, Ministry of Ecology

### Changes in main dwellings maintenance and improvement price indexes



Sources: Insee, Ministry of Ecology

### Changes in main dwellings maintenance and improvement price indexes



Sources: Insee, Ministry of Ecology

### Revision of each dwellings maintenance and improvement work price indices (in points)

|   | 2014Q1     |
|---|------------|
| <b>IPEA</b>                                 | <b>///</b> |
| Masonry works and building structural works | + 0.1      |
| Painting and floor and wall covering        | ///        |
| Wood and PVC joinery works                  | + 0.1      |
| heat and air-conditioning installation      | - 0.1      |
| Plumbing                                    | ///        |
| Roofing activities                          | ///        |
| Electrical installation                     | - 0.1      |
| Metal joinery works and ironwork            | + 0.2      |
| Plastering                                  | ///        |

**Reading note:** the change of the index of masonry works and building structural works between the fourth quarter of 2013 and the first quarter of 2014 published in May 2014 was +0.4%. It is updated to +0.5%, that is to say a revision of +0.1 %.

Source: Insee

### For more information:

#### Definition

The dwellings maintenance and improvement work price index (IPEA) is a quarterly index which measures the changes in prices -without VAT- invoiced by firms for their maintenance and improvement works in existing dwellings during the quarter under review. The « maintenance and improvement cost index » (BT50) reflects the changes in costs occurred by these same firms (mainly salaries and materials).

#### Method of calculation

The dwellings maintenance and improvement price index (IPEA) is calculated quarterly, based on observations of prices collected on a sample of firms selling maintenance and improvement works in existing dwellings in metropolitan France to final clients, on which compulsorily includes the supplying and laying of materials. Each firm follows every quarter "typical works" among those which are done the most frequently, and which reflects the price trends of a bigger family of works. As well as the technical description of the work, the work is characterized by the size of the worksite, the conditions in which the works are carried out, and the types of customer and of market. Those prices are without VAT, after discount. Each quarter, about 1 000 prices are collected. The sample of surveyed firms is renewed every five year.

In the domain of dwellings maintenance and improvement works, nine families are distinguished. Each family matches with only one class of the French classification of activities (NAF Rev. 2, 2008); all are in the division 43 "Specialised construction activities". A price index is computed for each family and the global index is obtained by aggregation.

The nine indices of each family of work and the global one are fixed-base Laspeyres indices, whose weights are refreshed every five years

#### Diffusion

Historical data of dwellings maintenance and improvement price work index (IPEA) are available on [www.bdm.insee.fr](http://www.bdm.insee.fr), raw data, reference 100 2010) for IPEA index and its nine "families".

- Complementary information (historical data, methodology, web site, etc.) are on : <http://www.insee.fr/fr/themes/indicateur.asp?id=36>
- Historical data : [G1493](#)
- Follow us on Twitter @InseeFr\_News ([https://twitter.com/InseeFr\\_News](https://twitter.com/InseeFr_News))
- Contact presse : [bureau-de-presse@insee.fr](mailto:bureau-de-presse@insee.fr)

Next issue: November 28<sup>th</sup>, 2014 at 12h00